




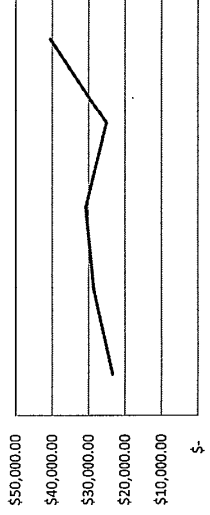
5 Year Giving History as of October 8, 2010

Congregation	Church Pin		Region		City		Ethnicity	State	Zip
	370057	370057	OKlahoma	OKlahoma	OK	73703			
Address		ENID		ENID		ENID			
Central Christian Church		1111 W BROADWAY ST							
Regular Giving	2005	2006	2007	2008	2009	Sept. 2010	Total	Percentage	
Disciples Mission Fund	\$ 23,487.97	\$ 28,549.58	\$ 30,754.57	\$ 25,111.33	\$ 40,580.44	\$ 37,758.44	\$ 165,033.84	70.83%	
Easter	\$ 2,903.10	\$ 3,178.36	\$ 2,065.28	\$ 1,909.65	\$ 3,676.18	\$ 1,676.18	\$ 13,280.57	5.70%	
Pentecost	\$ 1,543.05	\$ 2,032.56	\$ 1,749.93	\$ 1,097.04	\$ 5,007.18	\$ 5,007.18	\$ 12,658.76	5.43%	
Thanksgiving	\$ 2,182.72	\$ 2,418.74	\$ 1,593.47	\$ 1,518.42	\$ 1,917.17	\$ 7.17	\$ 9,630.52	4.13%	
Christmas	\$ 3,008.03	\$ 598.06	\$ 2,224.94	\$ 1,137.54	\$ 4,147.23	\$ 2,097.23	\$ 20.00	\$ 11,135.80	4.78%
Blessing Boxes	\$ 275.34	\$ 274.65	\$ 429.43	\$ 1,384.63	\$ 332.15	\$ 332.15	\$ 424.75	\$ 3,120.95	1.34%
Week of Compassion	\$ 767.06	\$ 1,235.00	\$ 4,706.28	\$ 4,706.28	\$ 1,487.00	\$ 1,282.00	\$ 1,792.00	\$ 10,891.59	4.67%
Reconciliation	\$ 91.00	\$ 4,000.00	\$ 2,061.00	\$ 660.66	\$ 444.34	\$ 444.34	\$ -	\$ 7,257.00	3.11%
Total Regular Giving	\$ 34,258.27	\$ 42,286.95	\$ 45,584.85	\$ 33,728.52	\$ 55,586.69	\$ 43,604.69	\$ 21,563.75	\$ 233,009.03	
Year over year (YOY) difference	n/a	\$ 8,028.68	\$ 3,297.90	\$ (11,856.33)	\$ 21,858.17	n/a	\$ (22,040.94)		
% Difference YOY	n/a	23.44%	7.80%	-26.01%	64.81%	n/a	-50.55%		
Regional and Designated Giving	2005	2006	2007	2008	2009	Sept. 2010	Total	Percentage	
Designated Operating	\$ 4,127.40	\$ 5,905.25	\$ 21,148.15	\$ 10,883.85	\$ 1,800.00	\$ 1,500.00	\$ 4,154.15	\$ 48,018.80	68.00%
Designated District	\$ -	\$ -	\$ -	\$ -	\$ -	\$ -	\$ -	\$ -	0.00%
Capital Program	\$ -	\$ -	\$ 1,750.00	\$ 2,076.66	\$ 653.34	\$ 653.34	\$ -	\$ 4,480.00	6.34%
Designated Capital	\$ 90.00	\$ -	\$ -	\$ -	\$ -	\$ -	\$ -	\$ 90.00	0.13%
Capital Campaign	\$ -	\$ -	\$ -	\$ -	\$ -	\$ -	\$ -	\$ -	0.00%
Designated Week of Compassion	\$ -	\$ -	\$ -	\$ -	\$ -	\$ -	\$ -	\$ -	0.00%
Designated Reconciliation	\$ -	\$ -	\$ -	\$ 958.22	\$ -	\$ -	\$ -	\$ 4,286.59	25.53%
Heartbeats of Faith	\$ -	\$ -	\$ -	\$ -	\$ -	\$ -	\$ -	\$ -	0.00%
Total Designated Giving	\$ 17,003.14	\$ 5,905.25	\$ 22,898.15	\$ 13,918.73	\$ 2,453.34	\$ 2,153.34	\$ 8,440.74	\$ 70,619.35	
Year over year (YOY) difference	n/a	\$ (11,097.89)	\$ 16,992.90	\$ (8,979.42)	\$ (11,465.39)	n/a	\$ 6,287.40		
% Difference YOY	n/a	-65.27%	287.76%	-39.21%	-82.37%	n/a	291.98%		
*please note that % Difference YOY will display 0.00% if no gift was recorded in the previous year									
All Giving	2005	2006	2007	2008	2009	Sept. 2010	Total	Percentage	
Total All Giving	\$ 51,261.41	\$ 48,192.20	\$ 68,483.00	\$ 47,647.25	\$ 58,040.03	\$ 45,758.03	\$ 30,004.49	\$ 303,628.38	
Average Worship Attendance	374	368	352	314	319	avg Worship	345		
Giving per Capita	\$ 137.06	\$ 130.96	\$ 194.55	\$ 151.74	\$ 181.94	avg per capita	\$ 159.25		

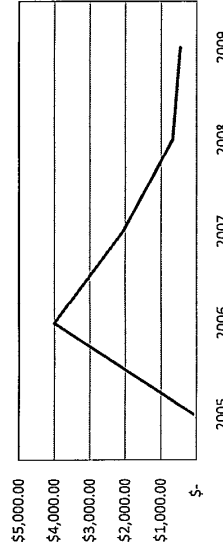
Total Regular Giving Over Time



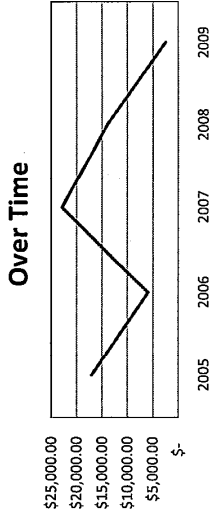
Total DMF Giving Over Time



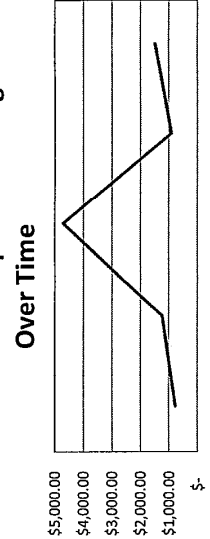
Total Reconciliation Giving Over Time



Total Regional and Designated Giving Over Time



Total Week of Compassion Giving Over Time



Average Per Capita Giving Over Time

